

BEST CONTACTS FOR YOUR SUCCESS



Telegärtner

KARL GÄRTNER GMBH

NETWORKING COMPONENTS

COAXIAL CONNECTORS

CABLE ASSEMBLIES

PRECISION TURNED PARTS

PLASTIC INJECTION MOULD PARTS

INDUSTRIAL ELECTRONICS

**LESS IS
MORE**

- design capable
- versatile
- easy to install



Cat.6_A

10 GBE

500
MHz

fully
shielded

PoE+

design
capable

REAL-TIME
RE-EMBEDDED

CONFIRMED
BY:



Data Voice

AMJ-S Module Cat.6_A

The Telegärtner Modular System
Slim Edition

The Telegärtner AMJ-S Module Cat.6_A

With the AMJ-S Module Telegärtner presents the next evolutionary stage of Cat.6_A connecting hardware for structured cabling. The fully shielded AMJ-S Module for 10 Gigabit Ethernet is based on the transmission advantages of the million times proven connection technology from Telegärtner and offers cabling professionals various possibilities in their daily cabling tasks.

The striking feature of the new AMJ-S Module is its slim design in Keystone format (19.3 x 14.7 mm) with a zinc diecast

housing. In combination with the integrated fine graded cable clamp and the 360° shield connection, the AMJ-S Module is a real installation time saver. The IDC termination in the new AMJ-S Module guarantees reliable contacting with conductor size of AWG26/1 – AWG22/1 for solid wire and AWG27/7 - AWG22/7 for stranded wires. Another special feature of the AMJ-S Module is its design capability: The AMJ-S Module can be combined easily with covers from the switching programs of all well-known manufacturers.

Less space required.

More product innovations.

Telegärtner already made a mark on the flexibility in structured cabling with the proven AMJ Module K Cat.6_A. With the new AMJ-S Module Cat.6_A Telegärtner now goes a step further: This is ensured by several innovations in addition to the proven features.

CONFIRMED
BY:




Aktiengesellschaft



Standardised design

- Cat.6_A jack according to ISO/IEC 11801 AMD2 (2010-04) with the proven Telegärtner contact overbending protection
- Standardised interface according to IEC 60603-7-51
- Design capable module carrier to fit the switching programs of all well-known manufacturers




Jack spacing suitable for AMJ45/UAE faceplates





Quick grounding

AMJ-S Modules can be connected directly to pre-assembled grounding cables at the panel connector, e.g. with a steel cable duct




Cable strain relief

for cable diameters from 5 to 9 mm



Cat.6_A wire management with full metal shield between the wire pairs, available with colour coding T568A or T568B; excellent transmission properties as connecting hardware Cat. 6_A or Class E_A in Permanent Link according to ISO/IEC 11801 AMD2 (2010-04)



Integrated 360° shield connection

Automatic adaptation to cable diameter in one action



IDC termination

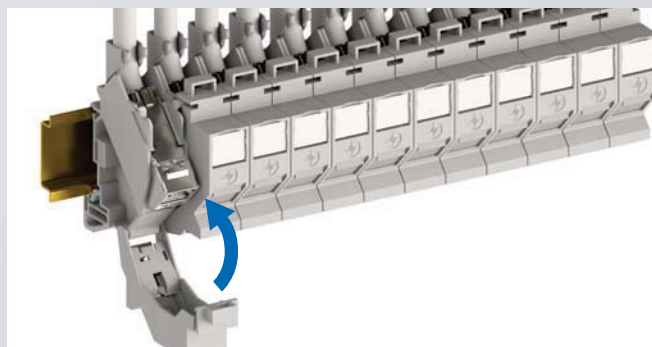
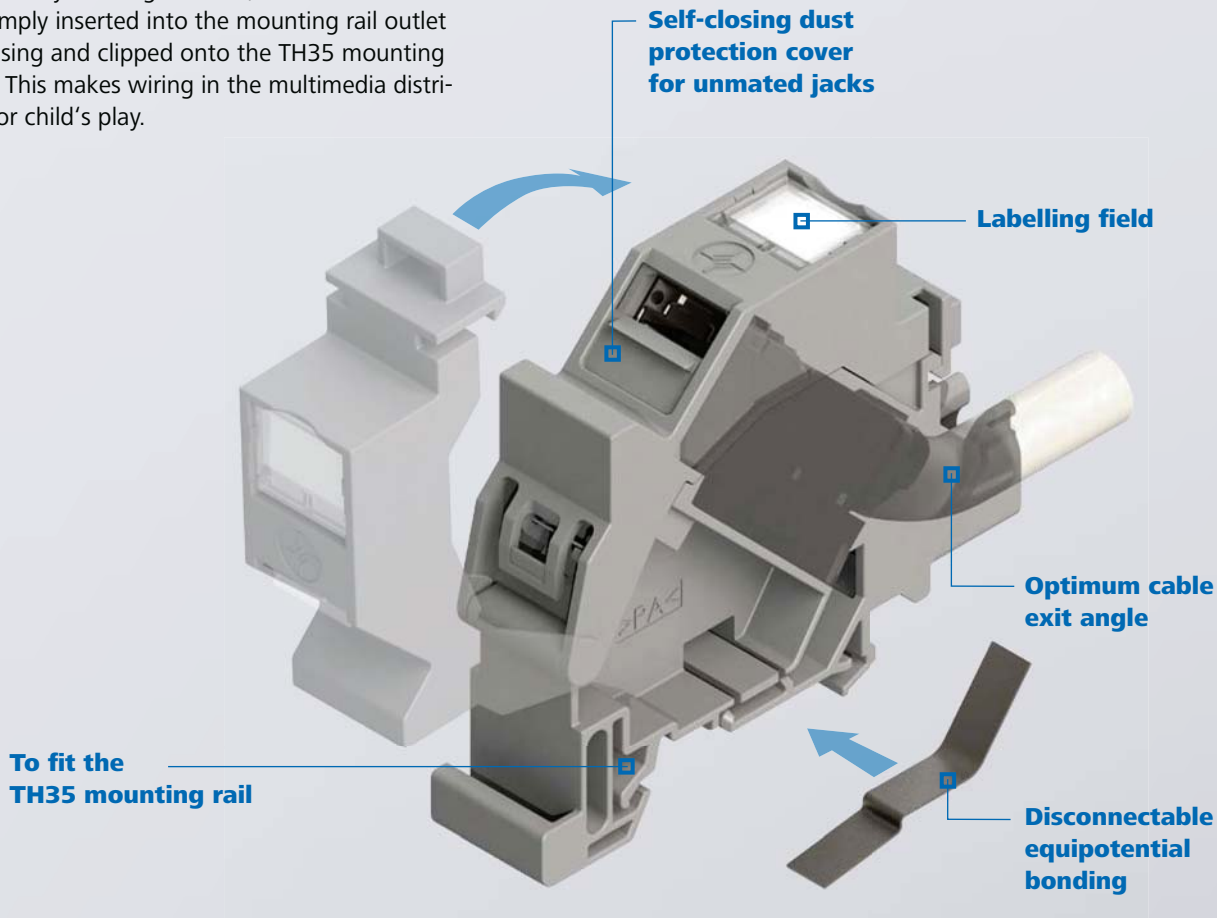
For large bandwidth on copper conductors with solid wire AWG26/1 - 22/1 and for flexible stranded wires AWG27/7 - 22/7

Less jack spacing.


More application possibilities.

TS45 mounting rail outlet in multimedia distributor

Cabinets were previously equipped exclusively for energy subdistributions. With the new TS45 mounting rail outlet from Telegärtner it can be upgraded to a multimedia distributor for housing and utility building. For this, the AMJ-S Module is simply inserted into the mounting rail outlet housing and clipped onto the TH35 mounting rail. This makes wiring in the multimedia distributor child's play.



Hinged front cover; therefore easy installation of the AMJ-S Module.



The height of the TS45 and cover inside the cabinet are optimally matched. The AMJ-S Module is installed so that the latch protection of the patch cord can be operated from above.

Outlet with universal module carrier

Thanks to its slim design, the AMJ-S Module can easily be combined with covers of various switching program manufacturers. The Telegärtner module carrier enables the use of the well-known AMJ45 faceplates as well as UAE faceplates. This offers network professionals unachieved possibilities to cope with their daily work. Of course, the AMJ-S Module fits into the well-established single- /double- /triple-gang faceplates from Telegärtner.



19" frontplate and mini distributor



The AMJ-S Module with Keystone mounting cut-out (19.3 x 14.7 mm) fits all Telegärtner 19" module racks and mini distributors MPD8 or MPD12.

Packing density in the 19" faceplate:

- up to 24 ports in 1 HU
- up to 48 ports in 1.5 HU


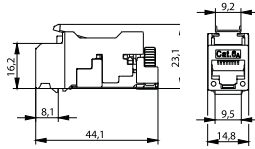

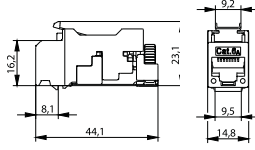

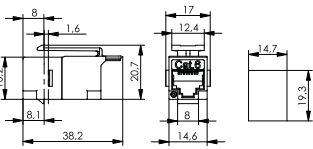

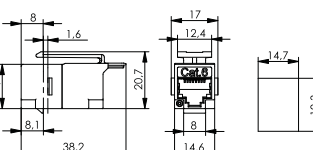

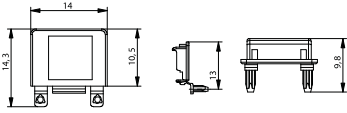

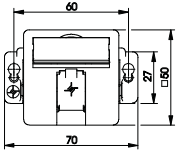

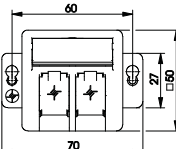

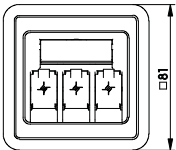

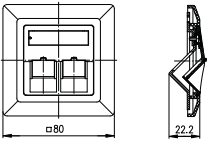


Consolidation Point


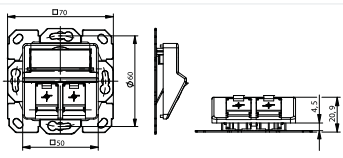

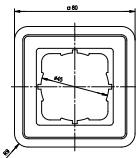

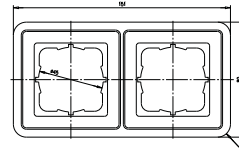

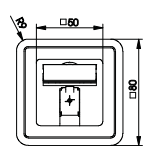

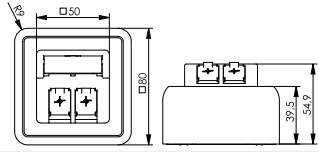

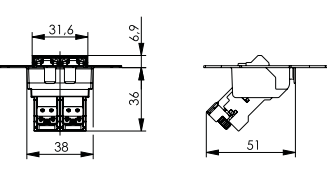

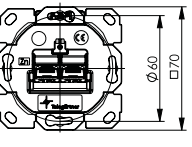

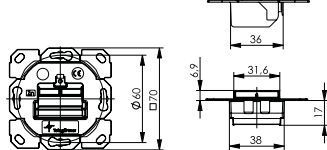
The AMJ-S Module is ideally suitable for use as a consolidation point such as the MPD8 CP mini distributor from Telegärtner. In addition suitable CP links can be assembled with the AMJ-S Module as an extension from the consolidation point to the telecommunication outlet.


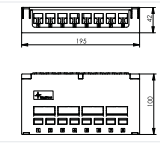

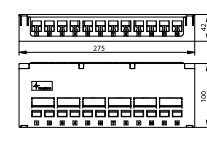

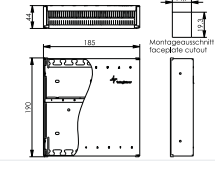

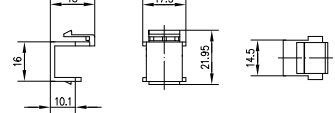


Order Information


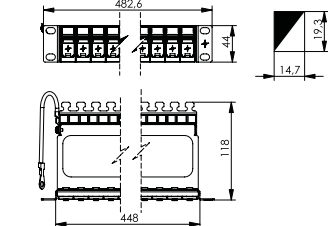

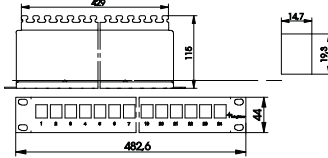

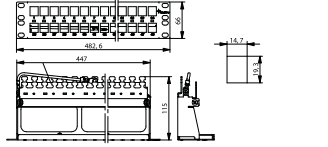

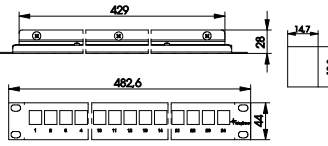

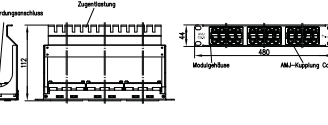

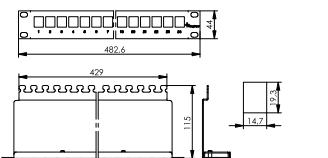

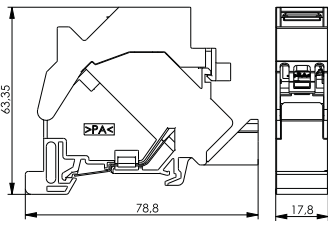
Modules / Couplers		Order no.	Description	PU*	Colour
		J00029A2000	AMJ-S Module Cat.6 _A T568A, tool-free connectivity, suitable for RJ45/11/12 plugs	12	
		J00029A2001	AMJ-S Module Cat.6 _A T568B, tool-free connectivity, suitable for RJ45/11/12 plugs	12	
		J00029A2110	AMJ-S Module Cat.6 _A T568A, tool-free connectivity, blister package, suitable for RJ45/11/12 plugs	12	
		J00029A2111	AMJ-S Module Cat.6 _A T568B, tool-free connectivity, blister package, suitable for RJ45/11/12 plugs	12	
		J00029A0061	AMJ Coupler K Cat.6, f-f, suitable for RJ11/12 plugs	24	
		J00029K0051	AMJ Coupler K Cat.5e, f-f, suitable for RJ11/12 plugs	24	
		J00029B0061	AMJ Coupler K Cat.6, f-f, blister package 24 pcs., suitable for RJ11/12 plugs	24	
		J00029L0051	AMJ Coupler K Cat.5e, f-f, blister package 24 pcs., suitable for RJ11/12 plugs	24	
		B00001A0016W	Retrofit dust cover flap	100	black
		B00001B0016W	Retrofit dust cover flap	100	orange
		B00001C0016W	Retrofit dust cover flap	100	green
		B00001D0016W	Retrofit dust cover flap	100	blue
		B00001E0016W	Retrofit dust cover flap	100	yellow
Cable Duct Mounting / Surface Mounting		Order no.	Description	PU*	Colour
		H02010A0079	Faceplate 50x50, single gang UP50/BR**/ underfloor w/o module/carrier	5	alpine white
		H02010A0080	Faceplate 50x50, single gang UP50/BR**/ underfloor w/o module/carrier	5	pearlwhite RAL 1013
		H02010A0081	Faceplate 50x50, double gang UP50/BR**/underfloor w/o module/carrier	5	alpine white
		H02010A0082	Faceplate 50x50, double gang UP50/BR**/underfloor w/o module/carrier	5	pearlwhite RAL 1013
		H02010A0053	Triple gang faceplate 80x80 design, 3x BR**, w/o modules, MC*** mating direction 45 degree	5	alpine white
		H02010A0040	Faceplate 80x80, double gang UP w/o module/ coupler, MC*** without frame also suitable for UP/50 cable duct	5	alpine white




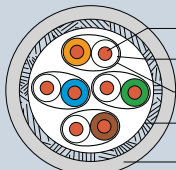
*PU=Packaging Unit **Cable Duct Mounting ***MC=Integrated metal module carrier and shutters


		H02010A0083	Faceplate 50x50, double gang, UP/50 BR** w/o module/coupler MC***, for flush mounting	5	alpine white
		H02010A0084	Faceplate 50x50, double gang, UP/50 BR** w/o module/coupler MC***, for flush mounting	5	pearlwhite RAL 1013
		B00004A0021Y	Single 80x80 frame design	5	alpine white
		B00004A0019Y	Single 80x80 frame design	5	pearlwhite RAL 1013
		B00005A0009Y	Double 80x151 frame design	5	alpine white
		B00005A0007Y	Double 80x151 frame design	5	pearlwhite RAL 1013
		H02000A0090	Single gang surface mounting box 80x80 design AP, w/o modules, MC***	5	alpine white
		H02000A0091	Single gang surface mounting box 80x80 design AP, w/o modules, MC***	5	pearlwhite RAL 1013
		H02000A0092	Double gang surface mounting box 80x80 design AP, w/o modules, projecting	5	alpine white
		H02000A0093	Double gang surface mounting box 80x80 design AP, w/o modules, projecting	5	pearlwhite RAL 1013
		J00020A0510	Design capable double gang module carrier AMJ-S UP/0 flex incl. 2 AMJ-S Modules Cat.6A T568A	1	
		J00020A0511	Design capable double gang module carrier AMJ-S UP/0 flex incl. 2 AMJ-S Modules Cat.6A T568B	1	
		H02010A0085	Design capable double gang module carrier AMJ-S UP/0 flex, w/o AMJ-S Modules	1	




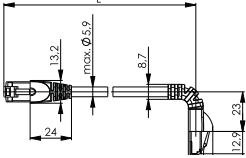
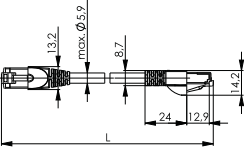
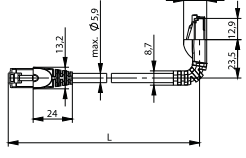
Module Carrier without Modules / Couplers		Order no.	Description	PU*	Colour
		H02000A0080	MPD 8 AMJ / UMJ Mini Distributor for 8 AMJ / AMJ-S / UMJ Modules/Couplers	1	white
		H02000A0081	MPD12 AMJ/UMJ Mini Distributor for 12 AMJ / AMJ-S / UMJ Modules/Couplers	1	white
		H02025B0222	MPD8 CP metal AMJ / AMJ-S / UMJ for 8 AJM / UMJ Modules/Couplers, robust, crush-resistant metal	1	sheet steel zinc-plated
		H00030A0008	Blind cover for 19" module carrier and surface mounting boxes AP compact	100	black

*PU=Packaging Unit **Cable Duct Mounting ***MC=Integrated metal module carrier and shutters

		H02025A0199	19" Frontplate Flex 1 HU incl. 24x snap-in bezels for 24 AMJ Modules/Couplers, incl. grounding set 0.3 m kit	1	frontplate light grey faceplate alpine white
		H02025S0199	19" Frontplate Flex 1 HU incl. 24x snap-in bezels for 24 AMJ Modules/Couplers, incl. grounding set 0.3 m kit	1	frontplate light grey faceplate black
		H02025A0193	19" Frontplate Flex 1 HU insulated, incl. 24x snap-in bezels for 24 AMJ Modules/Couplers, incl. grounding set 0.3 m kit	1	frontplate light grey faceplate alpine white
		H02025A0167	19" Frontplate 1 HU with cable relief for 24 AMJ, AMJ-S Modules / Couplers, incl. grounding set 0.3 m kit	1	light grey RAL 7035
		H02025A0220	19" Frontplate 1 HU with cable relief for 24 AMJ, AMJ-S Modules / Couplers, incl. grounding set 0.3 m kit	1	black
		H02025A0171	19" Frontplate 1,5 HU with cable relief for 48 AMJ, AMJ-S Modules / Couplers incl. grounding set 0.3 m kit	1	light grey RAL 7035
		H02025A0197	19" Frontplate 1 HU w/o cable relief for 24 AMJ, AMJ-S Modules / Couplers	1	light grey RAL 7035
		H02025A0221	19" Frontplate 1 HU w/o cable relief for 24 AMJ, AMJ-S Modules / Couplers	1	black
Module Carrier with Couplers		Order no.	Description	PU*	Colour
		J02024A0007	19" Feedthrough panel 1 HU with 48x AMJ Couplers K Cat.6 (4x12)	1	light grey RAL 7035
		J02024C0007	19" Feedthrough panel 1 HU with 48x AMJ Couplers K Cat.6 (4x12)	1	black
		J02023A0039	19" Frontplate 1 HU incl. 24x AMJ-S Module Cat.6 _A (T568A) incl. grounding kit 0,3 m	1	light grey RAL 7035
		J02023A0040	19" Frontplate 1 HU incl. 24x AMJ-S Module Cat.6 _A (T568B) incl. grounding kit 0,3 m	1	light grey RAL 7035
Top Hat Rail Adaptor		Order no.	Description	PU*	Colour
		J00023A0205	Mounting rail outlet TS45 AMJ-S for mounting rail TH35, incl. AMJ-S Module Cat.6 _A T568A		
		J00023A0206	Mounting rail outlet TS45 AMJ-S for mounting rail TH35, incl. AMJ-S Module Cat.6 _A T568B	1	
		H02006A0086	Mounting rail outlet TS45 AMJ-S for mounting rail TH35, empty	1	

Accessories	Order no.	Description	PU*	Colour
	N00000B0020	Auxiliary tool for the assembly of AMJ / AMJ-S / UMJ / STX / MFP8	1	
	L00040A0009	Grounding set 4 mm ² cable with screw and serrated washer, length 0,3 m for H02025A0197	1	
	H02010B0013	Universal mounting box for AMJ Modules/Couplers (up to 3 modules) and cable ducts with the height 47, 50, 52 und 55 mm, for DIN-, C- and Combi-rail	5	white
Installation Cable	Order no.	Description		
	L02002A0120	Installation cable AMJ900 S/FTP Cat.7 FRNC, 4x2xAWG 23/1 length =1000 m, drum		
	L02002A0121	Installation cable AMJ900 S/FTP Cat.7 FRNC, Duplex 2x(4x2)xAWG 23/1 length =500 m, drum		


 Telegärtner Patch Cords Cat.6_A - S/FTP (LSZH) 4x2xAWG27/7 according to ISO/IEC 11801 AMD2 (2010-04)

Patch Cords MP8 FS 500 Cat.6 _A S/FTP 4x2xAWG27/7 LSZH									
									
90°	Order-No.								
Length	grey	green	red	blue	yellow	black	white		
0,5 m	L00000A0189	L00000A0193	L00000A0195	L00000A0197	L00000A0199	L00000A0201	L00000A0203		
1,0 m	L00000A0192	L00000A0194	L00000A0196	L00000A0198	L00000A0200	L00000A0202	L00000A0204		
2,0 m	L00001A0155	L00001A0156	L00001A0157	L00001A0159	L00001A0162	L00001A0163	L00001A0164		
3,0 m	L00002A0173	L00002A0174	L00002A0176	L00002A0177	L00002A0179	L00002A0175	L00002A0180		
5,0 m	L00003A0119	L00003A0121	L00003A0123	L00003A0124	L00003A0125	L00003A0126	L00003A0127		
7,5 m	L00004A0109	L00004A0111	L00004A0112	L00004A0113	L00004A0114	L00004A0115	L00004A0116		
10,0 m	L00005A0080	L00005A0081	L00005A0082	L00005A0083	L00005A0084	L00005A0085	L00005A0086		
180°	Order-No.								
Length	grey	green	red	blue	yellow	black	white		
0,5 m	L00000A0072	L00000A0073	L00000A0074	L00000A0075	L00000A0076	L00000A0077	L00000A0130		
1,0 m	L00000A0081	L00000A0082	L00000A0083	L00000A0084	L00000A0085	L00000A0086	L00000A0131		
2,0 m	L00001A0084	L00001A0085	L00001A0086	L00001A0087	L00001A0088	L00001A0089	L00001A0123		
3,0 m	L00002A0112	L00002A0113	L00002A0114	L00002A0115	L00002A0116	L00002A0117	L00002A0141		
5,0 m	L00003A0055	L00003A0056	L00003A0057	L00003A0058	L00003A0059	L00003A0060	L00003A0085		
7,5 m	L00004A0054	L00004A0055	L00004A0056	L00004A0057	L00004A0058	L00004A0060	L00004A0071		
10,0 m	L00005A0027	L00005A0028	L00005A0029	L00005A0030	L00005A0031	L00005A0032	L00005A0051		
270°	Order-No.								
Length	grey	green	red	blue	yellow	black	white		
0,5 m	L00000A0253	L00000A0255	L00000A0257	L00000A0259	L00000A0261	L00000A0263	L00000A0265		
1,0 m	L00000A0254	L00000A0256	L00000A0258	L00000A0260	L00000A0262	L00000A0264	L00000A0266		
2,0 m	L00001A0199	L00001A0200	L00001A0201	L00001A0202	L00001A0203	L00001A0204	L00001A0205		
3,0 m	L00002A0203	L00002A0204	L00002A0205	L00002A0206	L00002A0207	L00002A0208	L00002A0209		
5,0 m	L00003A0157	L00003A0158	L00003A0159	L00003A0160	L00003A0161	L00003A0162	L00003A0163		
7,5 m	L00004A0145	L00004A0146	L00004A0147	L00004A0148	L00004A0149	L00004A0150	L00004A0151		
10,0 m	L00005A0113	L00005A0114	L00005A0115	L00005A0116	L00005A0117	L00005A0118	L00005A0119		

*PU=Packaging Unit **Cable Duct Mounting ***MC=Integrated metal module carrier and shutters

Less fuss.


More ease of installation.



Step 1: Integrated wire management

- Remove cable jacket, fold braid shield backwards, untwist pairs, cut pairs under an angle and insert them in the wire manager.

INSTALLATION ADVANTAGE: The coloured wire of the wire pair is ALWAYS on the inside.



Step 2: Fine graded strain relief

- Lock strain relief with the bar. It adapts perfectly to the respective cable diameter.
- Cut off excess length.



Step 3: Fast assembly

- Place the cover on the housing: Guides on the housing of the wire manager ensure easy joining to the housing.
- Press the module parts together with a pair of pliers.

INSTALLATION ADVANTAGE: NO special tools required.



Step 4: Simple 360° shield connection

- Actuate slide for 360° shield connection.



Step 5: Versatile application possibilities

- Mounting rail outlet TS45
- Outlet
- 19" module carrier
- Consolidation point

Technical Data:

Dimension:	L 44.1 x W 14.8 x H 23.1 mm
Installation Dimension:	19.3 x 14.7 mm
Cu-conductor diameter:	
- solid	0.40 - 0.64 mm / AWG26/1-22/1
- stranded	0.46 - 0.76 mm / AWG27/7-22/7
Mating cycles:	min. 750
Material: housing	zinc diecast nickel-plated
Material: contact finish	Ni1.2Au0.8
Insulation diameter:	0.9 - 1.6 mm
Cable diameter:	5 - 9 mm
Reusable IDC for AWG22/1 and 22/7:	≤ 4 cycles
Reusable IDC for AWG23/1 and 26/1:	≤ 4 cycles
Reusable IDC for AWG24/7 and 27/7:	≤ 10 cycles
Ambient temperature:	-40°C to 70°C

Real-Time Re-Embedded Cat.6_A tested
Real Cat.6_A RJ45 jack
10 Gigabit Ethernet
High Power over Ethernet (PoE+) acc. to IEEE 802.3at

Real-Time Re-Embedded Cat.6_A

With an 8-port network analyzer with implemented re-embedding calculation method, the real-time re-embedded measurement set-up provides real-time evaluation of the connecting hardware. This offers the possibility of assessing the effects of changes on measuring targets in real-time. The very time-consuming measurement of all pair combinations is therefore no longer necessary.

**REAL-TIME
RE-EMBEDDED**



DataVoice PLUS25 system warranty

End-users, resellers and installers have long enjoyed the benefits of the 25 year warranty on cabling components exclusive to Telegärtner. Not only does it offer additional security but it makes matters much simpler, especially when it comes to high-performance systems, like cabling conforming to class EA for 10 Gigabit Ethernet (10GBase-T).

Telegärtner has now extended the terms of its established 25 year warranty, to cover not just the individual components but also the entire link where Telegärtner system cables are used. This brings peace of mind in knowing that, even decades after their installation, the individual components will still reliably comply with the required standards and that the path as a whole will meet all the relevant specifications in the long term.

For more information on the Telegärtner warranty programme visit:

www.telegaertner.com

Utilize the Contacts within the Telegärtner Group



The Telegärtner group offers you a complete and varied network of services. If you, as a customer, are already working successfully with Telegärtner in one of the following product areas, you can also profit from our outstanding performance in other areas – and exploit the resulting synergies. Please contact your authorised Telegärtner sales partner to receive additional catalogues and information material!



Networking Components

Telegärtner offers an extensive line of connection components for telecommunications and data transmission technology. We can provide, on the one hand, high performance, active and passive components for transmission via copper cables and, on the other, connection and distribution components for fibre optics.

Coaxial Connectors

Whether you require coaxial connectors for high power transfer in the area of transmission, subminiature connectors for dense packaging, or precision connectors for laboratory equipment, Telegärtner can meet your every need with its extensive line of standard products – as well as, naturally, connectors specially designed to meet individual customer specifications.

Cable Assembly

On request, Telegärtner can provide ready-to-use RJ45 and fibre optic patch cords, coaxial cables and a wide range of other cables which we assemble ourselves. The advantage: cablespecific connectors together with reliable, low-loss RF cables. In addition to conventional coax cables, we also pre-assemble semirigid, semi-flex, and corrugated cables.

Precision Turned Parts

Telegärtner Gerätebau manufactures precision turned parts of the highest quality. These include form turned pieces with diameters from 10 mm to 65 mm; straight turned parts with diameters from 6 mm to 26 mm; parts made from brass, aluminium, steel, stainless steel, and other materials. Our extensive knowledge in postprocessing techniques such as grinding and milling, galvanic surface treatment as well as heat treatment round off our service offerings.

Plastic Injection Mould Parts

Under the motto: "integrating ideas, reducing process costs, accelerating production", Telegärtner Kunststofftechnik brings its comprehensive know-how to bear on complex material combinations, from product development right up to series production, from multi-component injection moulding, across in-mould and MID 3D techniques, to automation and clean room technologies.

Industrial Electronics

Telegärtner Elektronik offers active/passive sub-assemblies for industrial electronics, telephone and entryway speaker systems as well as emergency call systems. We offer everything from development (hardware and software) based on customer specifications, to technical consultation and prototype testing and acceptance by the TÜV (the leading technical approval institution in Germany), up to production in small and large series. Device construction covers every aspect from PCB population and sub-assembly mounting, up to complete device manufacturing.

Telegärtner
Karl Gärtner GmbH

Lerchenstr. 35
D-71144 Steinenbronn

Tel.: +49 (0) 71 57/1 25-100
Fax: +49 (0) 71 57/1 25-120

Email: info@telegaertner.com
Web: www.telegaertner.com

Your distributor: