



technical data sheet

Description :

PRO SERIES FLOOR CABINETS **Front glass door, side and rear blind panels**

PRO Series cabinets have been designed for the containment of the main equipment for cabling systems and LAN networks. The new solution with an original design allows the integration of a wide range of accessories needed in the most advanced hi-tech environments. They are available with a width or depth of 600 or 800 mm, provided with front glass door and side and rear blind panels. It is possible to customize the cabinets according to the needs of the customer.

| CODE | | DESCRIPTION | DIMENSIONS (mm) | | | | | | WEIGHT | STATIC LOAD |
|----------|----------|-------------------------|-----------------|------|------|--------|-----|------|--------|-------------|
| | | | OVERALL | | | USEFUL | | | | |
| W | D | H | W.us | D.us | H.us | Kg | Kg | | | |
| RAL 7035 | RAL 9005 | | | | | | | | | |
| 2009002 | 2009002N | Cabinet 19" 600x600x24U | 600 | 600 | 1206 | 486 | 526 | 1084 | 55 | 1000 |
| 2009008 | 2009008N | Cabinet 19" 600x600x27U | 600 | 600 | 1340 | 486 | 526 | 1220 | 63 | 1000 |
| 2009009 | 2009009N | Cabinet 19" 600x800x27U | 600 | 800 | 1340 | 486 | 726 | 1220 | 70 | 1000 |
| 2009006 | 2009006N | Cabinet 19" 600x600x38U | 600 | 600 | 1829 | 486 | 526 | 1709 | 68 | 1000 |
| 2009013 | 2009013N | Cabinet 19" 600x800x38U | 600 | 800 | 1829 | 486 | 726 | 1709 | 93 | 1000 |
| 2009021 | 2009021N | Cabinet 19" 800x600x38U | 800 | 600 | 1829 | 686 | 526 | 1709 | 84 | 1000 |
| 2009020 | 2009020N | Cabinet 19" 800x800x38U | 800 | 800 | 1829 | 686 | 726 | 1709 | 95 | 1000 |
| 2009007 | 2009007N | Cabinet 19" 600x600x42U | 600 | 600 | 2007 | 486 | 526 | 1887 | 73 | 1000 |
| 2009012 | 2009012N | Cabinet 19" 600x800x42U | 600 | 800 | 2007 | 486 | 726 | 1887 | 86 | 1000 |
| 2009014 | 2009014N | Cabinet 19" 800x600x42U | 800 | 600 | 2007 | 686 | 526 | 1887 | 98 | 1000 |
| 2009011 | 2009011N | Cabinet 19" 800x800x42U | 800 | 800 | 2007 | 686 | 726 | 1887 | 100 | 1000 |
| 2009010 | 2009010N | Cabinet 19" 800x800x47U | 800 | 800 | 2229 | 686 | 726 | 2109 | 127 | 1000 |



MAIN FEATURES

- Steel sheet structure
- Front tempered safety glass door with quick release system, opening 270°
- Painting: standard color Grey RAL 7035 or Black RAL 9005 (upon request)
- Push-button handle with key
- Nr. 2 vertical uprights in steel (nr. 4 uprights for cabinet with 800 mm depth), adjustable in depth, with unit number and highly conductive metallic varnish finishing
- Nr. 4 levelling feet
- Side and rear panels with ¼ turn device quick removal system
- Roof and basement have removable trapdoors for cable inlet
- Ventilation slits for exhaust air and holes for the installation on the roof for ventilation units with 2, 3 or 4 fans
- Earthing kit
- Loading weight with levelling feet is 1000 Kg; with wheels is 220 Kg
- IP20 degree of protection according to EN 60259
- IEC 60297, EN 62208 compliant

Packaging : cardboard, polyurethane foam and transparent film for immediate checking of the integrity of the product

QUBIX S.p.A. Networking solutions – Via Canada, 22/A – 35127 Padova – Italy
Tel. +39 049 7801994 – Fax +39 049 775667 – <http://www.qubix.it>

Rev. 01-19

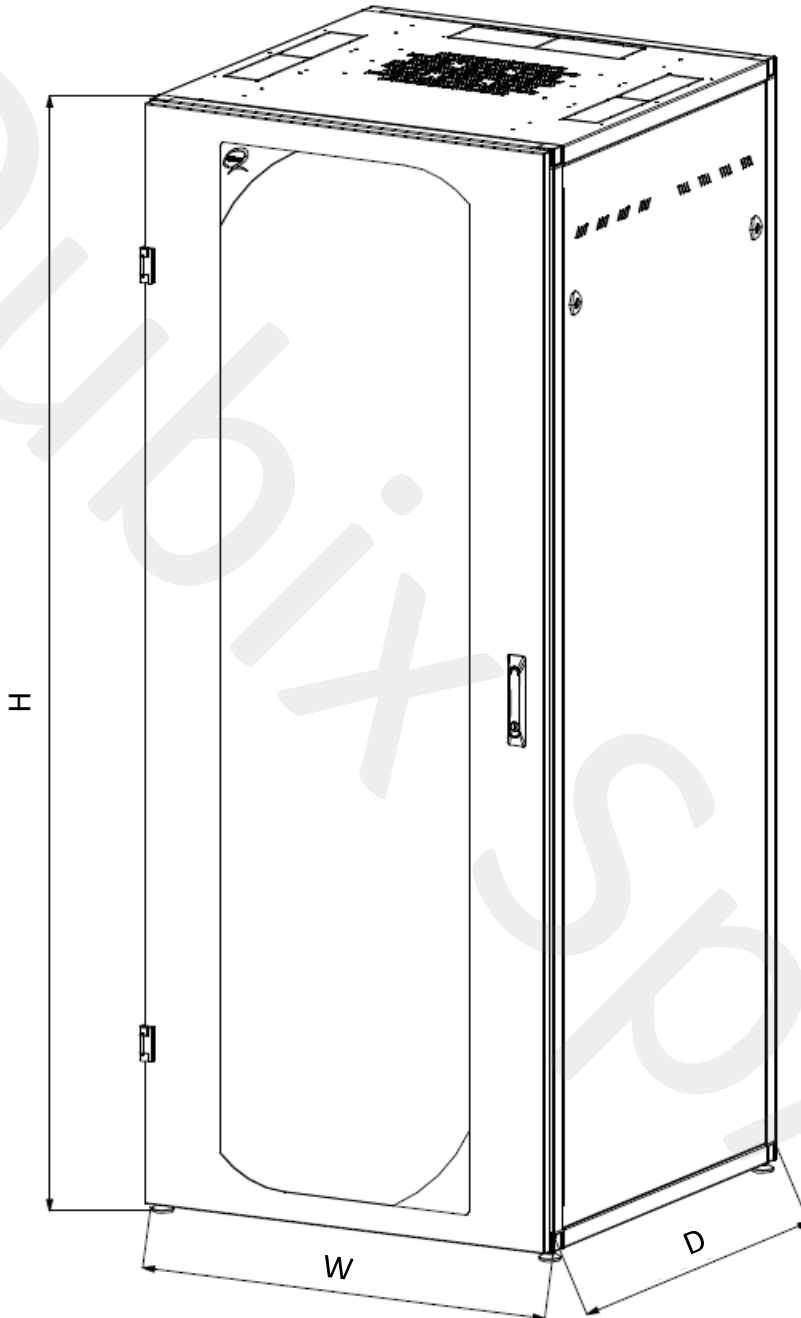
Qubix S.p.A. si riserva di apportare modifiche e migliorie in qualsiasi momento senza preavviso
Qubix S.p.A. reserves the right to make changes and improvements at any time without notice



Description :

PRO SERIES FLOOR CABINETS
Front glass door, side and rear blind panels

TECHNICAL DRAWINGS



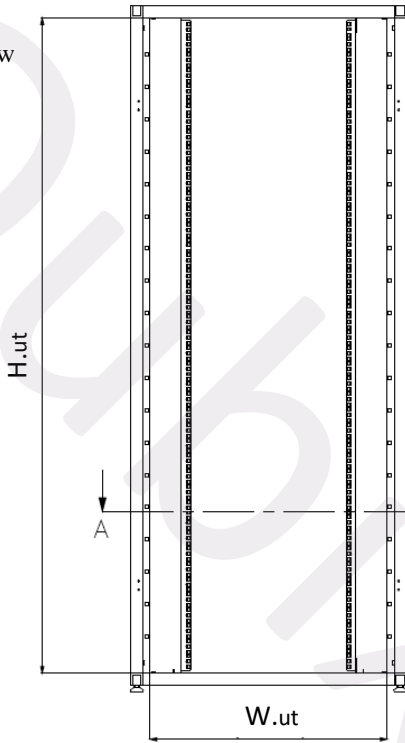


Description :

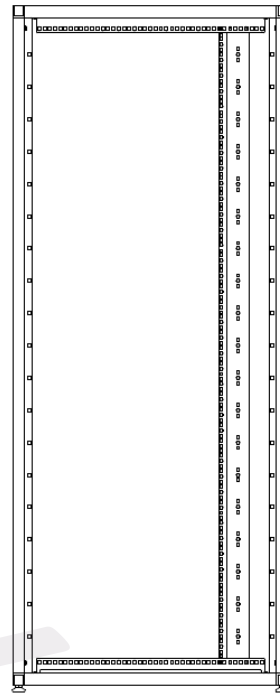
PRO SERIES FLOOR CABINETS
Front glass door, side and rear blind panels

TECHNICAL DRAWINGS

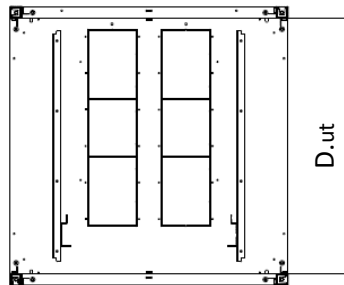
Front view



Side view

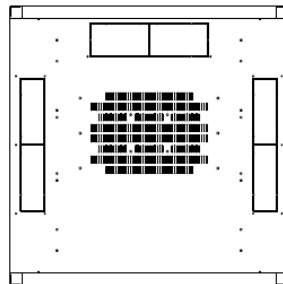


Top view
Sez. A-A



Cable inlet facilities on the base

View of
the roof



Cable inlet facilities on the roof

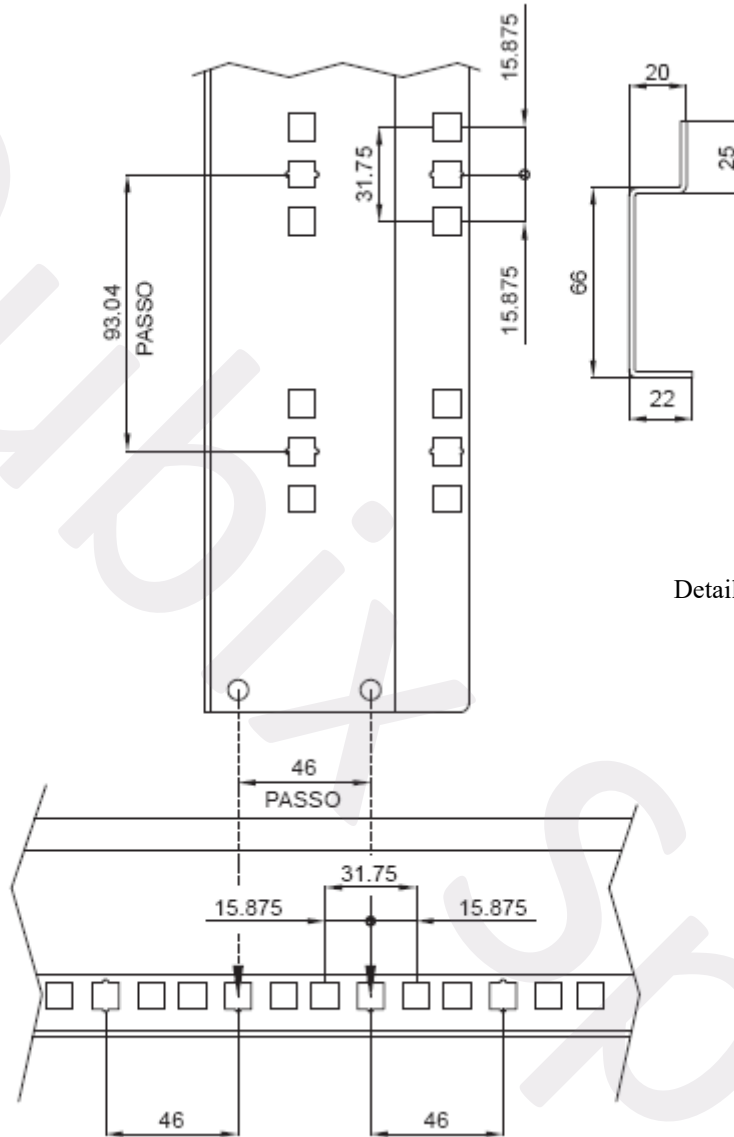
Ventilation slot allow passage of worm air
and installation of ventilation units



Description :

PRO SERIES FLOOR CABINETS
Front glass door, side and rear blind panels

TECHNICAL DRAWINGS



Detail of 19" uprights

Notes:

Positioning pitch of 19" uprights:

46 mm with intermediate adjustments of 15,875 mm